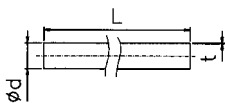


Carbon Steel Zinc Coated

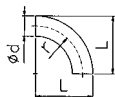
	Part No.	Desc.	ød (mm)	A (m ²)	t (mm)	L (m)	m (kg/m)
Tubing	3071	ø50*/	ø50	0.002	1.5	3	1.82
	3004	ø76*/	ø76	0.005	1.5	3	2.58
	3039	ø108*/ ø159	ø108	0.009	1.5	3	3.94



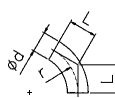
Choose Stainless Tube p 37.

* / Full handle of 6 m lengths, totally 114 m: Part No 3278 ø76, Part No 3279 ø108

	Part No.	Desc.	ød (mm)	L (mm)	r (mm)	t (mm)	m (kg)
Bend 90°	3117*	ø50	ø51	115	50	1.5	0.3
	3072	ø50	ø50	200	155	2	1.15
	3005	ø76	ø76	213	175	2.9	1.45
	3118*	ø76	ø76	150	65	1.5	0.55
	3034	ø108	ø108	304	250	3.6	3.67
	3061	ø159	ø159	294	216	4.5	5.8
	3171*	ø108	ø108	210	95	1.5	1.24



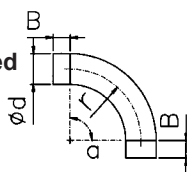
	Part No.	Desc.	ød (mm)	L (mm)	r (mm)	t (mm)	m (kg)
Bend 60°	3084	ø50	ø50	66	115	2.6	0.52
	3033	ø108	ø108	144.5	250	3.6	2.45
	3101	ø159	ø159	235	216	4.5	3.9



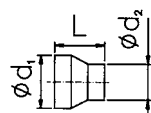
	Part No.	Desc.	ød (mm)	L (mm)	r (mm)	t (mm)	m (kg)
Bend 45°	3073	ø50	ø51	51	115	2.6	0.25
	3009	ø76	ø76	78	175	2.9	0.75
	3029	ø108	ø108	111	250	3.6	1.85
	3062	ø159	ø159	166,5	375	4.5	5.00



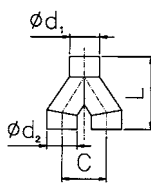
	Part No.	Desc.	a	ød (mm)	r (mm)	B	t (mm)	m (kg)
Bend, extended	3169	90° 76	90°	ø76	175	150	2.9	3.0
	3168	30° 108	30°	ø108	250	150	3.6	4.0
	3167	45° 108	45°	ø108	250	150	3.6	4.6
	3166	75° 108	75°	ø108	250	150	3.6	5.9
	3165	90° 108	90°	ø108	250	150	3.6	6.5
	3163	45° 159	45°	ø159	375	150	4.5	10.2
	3161	90° 159	90°	ø159	375	150	4.5	15.3



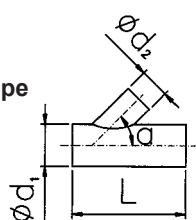
	Part No.	Desc.	ød ₁ (mm)	ød ₂ (mm)	L (mm)	t (mm)	m (kg)
Cone	3078	76/50	ø76	ø50	95	1.5	0.1
	3197	80/76	ø80	ø76	70	1.5	0.15
	3030	108/76	ø108	ø76	95	1.0	0.15
	3040	108/100	ø108	ø100	95	1.0	0.15
	3041	159/108	ø159	ø108	260	1.5	1.5
	3290	108/100	ø108	ø100	10	1.25	0.45



	Part No.	Desc.	ød ₁ (mm)	ød ₂ (mm)	C (mm)	L (mm)	t (mm)	m (kg)
Split Pipe	3110	50/50	ø51	ø51	140	210	1.5	0.7
	3111	76/50	ø76	ø51	110	200	2.0	0.8
	3112	76/76	ø76	ø76	139	235	2.0	1.4
	3113	108/76	ø108	ø76	139	235	2.0	1.6
	3114	108/108	ø108	ø108	165	263	2.0	2.5
	3067	159/159	ø159	ø159	230	458	2.0	6.0



	Part No.	Desc.	ød ₁ (mm)	ød ₂ (mm)	L (mm)	t (mm)	a	m (kg)
Branch Pipe	3074	50/50	ø51	ø51	170	1.5	45°	0.6
	3075	76/50	ø76	ø51	200	1.5	45°	0.7
	3003	76/76	ø76	ø76	245	1.5	45°	1.1
	3036	108/76	ø108	ø76	300	2.0	45°	1.9
	3035	108/108	ø108	ø108	300	2.0	30°	2.1
	3065	159/76	ø159	ø76	390	2.0	30°	3.2
	3064	159/108	ø159	ø108	390	2.0	30°	3.8
	3063	159/159	ø159	ø159	400	2.0	45°	4.1
	3175	108/s	ø108	ø108	1000	3.6	15°	13
	3173	159/s	ø159	ø159	1000	4.5	15°	26



* only for restricted spaces

Y-pipe	Part No.	Desc.	φd (mm)	L (mm)	M (mm)	r (mm)	t (mm)	m (kg)
	3076	50/50/50	51	295	148	112	2.6	2.1
	3010	76/76/76	76	440	230	175	2.9	3.8
	3038	108/108/108	108	600	300	250	3.6	8.3
	3066	159/159/159	159	850	425	375	4.5	23

Joint	Part No.	Desc.	φd (mm)	L (mm)	t (mm)	m (kg)
	3077 ^{1/}	φ50	51	65	4.5	0.2
	3007 ^{2/}	φ76	76	65	5.0	0.3
	3031 ^{3/}	φ108	108	65	5.5	0.4
	3045 ^{4/}	φ159	159	65	6.5	0.5

Tube c/w flared end 3 m	Part No.	Desc.	φd (mm)	t (mm)	L (m)	B (mm)	m (kg)
	3275	φ76	76	1.5	3	80	7.7
	3276	φ108	108	1.5	3	80	11.8

Pressure Distr. box	Part No.	Desc.	φd (mm)	H (mm)	B (mm)	L (mm)	m (kg)
	3057	3/2	108	472	110	650	10
	3058	2/2	108	315	110	550	7

End cap for steel tubing	Part No.	Desc.	φd (mm)
	3172	φ50	φ50
	3174	φ76	φ76
	3906	φ108	φ108

Oil resistant joint clamp (Nitrile)
^{1/} φ50, Part No. 3271^{3/} φ108, Part No. 3273
^{2/} φ76, Part No. 3272^{4/} φ159, Part No. 3274

Stainless Steel Tubing

SS2333/Grade 1.4301/DIN X 5 CrNi 1810/UNSS30400/AFNOR Z6 CN 18.09/ANSI 304/BS 304S15

Tubing	Part No./m	Desc	φ d (mm)	t (mm)	L (m)	m (kg/m)
	3211	φ50	50	1	3	1.3
	3212	φ76	75	1	3	1.9
	3267	φ108	108	2	3	2.7
	3227*	φ159	159	1	3	4.0

Bend 90°	Part No.	Desc.	φ d (mm)	L (mm)	r (mm)	t (mm)	m (kg)
	3265	φ50	50	200	125	1.5	0.85
	3295	φ51	51	135	76.5	1.2	0.27
	3266	φ76	76.1	872	460	2	3.2
	3262	φ159	159	260	87	1	1.75
	3296	φ76.1	76.1	148	114.2	1.6	0.52
	3297	φ108	108	197	142.5	2.0	1.1

Bend 45°	Part No.	Desc.	φ d (mm)	L (mm)	r (mm)	t (mm)	m (kg)
	3217	φ50	50	64	38	1	0.16
	3298	φ51	51	114	1.2	61.0	0.2
	3216	φ76	75	81	50	1	0.32
	3261	φ108	108	98	68	1	0.54
	3299	φ76.1	76.1	150	81.0	2.0	0.61

Cone	Part No.	Desc.	φ d ₁ (mm)	φ d ₂ (mm)	L (mm)	t (mm)	m (kg)
	3213	76/50	75	50	129	1	0.20
	3256	100/76	100	76	140	1.5	0.40
	3255	108/75	108	75	166	1	0.41
	3257**	125/108	125	108	120	1.5	0.50
	3258**	160/108	159	108	230	1.5	1.1

Branch Pipe	Part No.	Desc.	φ d ₁ (mm)	φ d ₂ (mm)	L (mm)	t (mm)	m (kg)
	3215	75/50	75	50	194	1	0.45
	3214	75/75	75	75	234	1	0.47
	3199	76/76	76	76	285	1.5	1.6
	3260	108/75	108	75	241	1	0.71
	3259	108/110	108	110	310	1	0.85

*) used as standard tube in combination with the galvanized steel tube.

**) SS2343/Grade 1.4436/DIN X 5 CrNiMo 17 13 3/UNS S 31600/AFNOR Z6 CND 17.12/ANSI 316/BS 316S16
 Pressure loss, see p. 39